



# **Wireless Local Area Network Configuration Guide For Mac OS X (CPCE\_Student)**

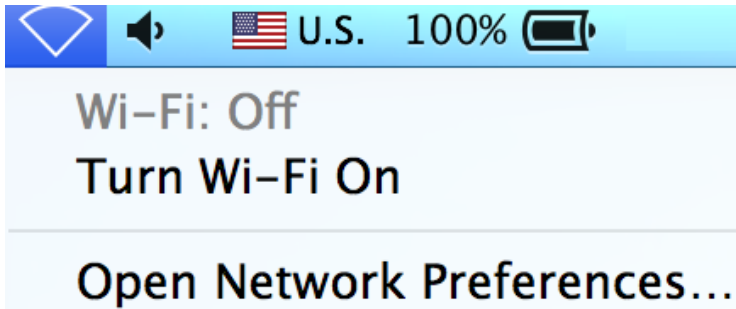
**College of Professional and Continuing Education  
The Hong Kong Polytechnic University**

**Version 1.1**

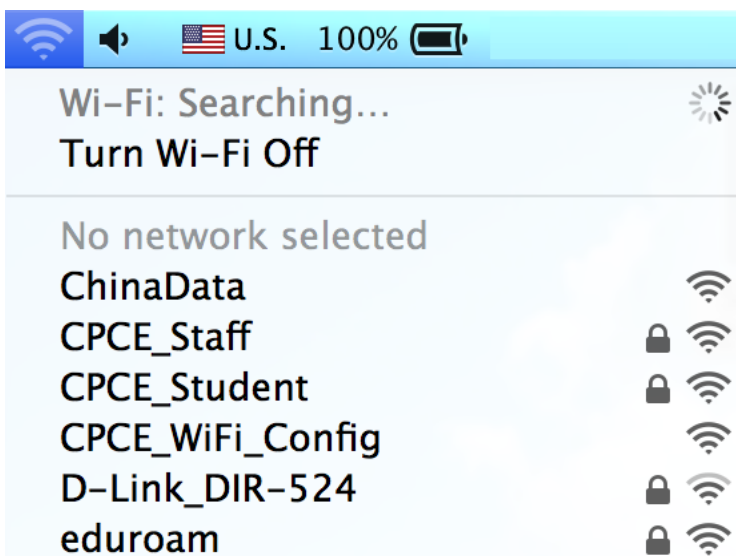
HELPDESK	Location	Tel no.
For HHB	11/F Computer Center	3746-0818
For WK	S5/F Computer Center	3746-0819

Email: [pfitoper@cpce-polyu.edu.hk](mailto:pfitoper@cpce-polyu.edu.hk)

---



1. Click “Wireless Network” icon at the top and select “Turn Wi-Fi On”



2. Select “CPCE\_Student” from the available network list

Username:

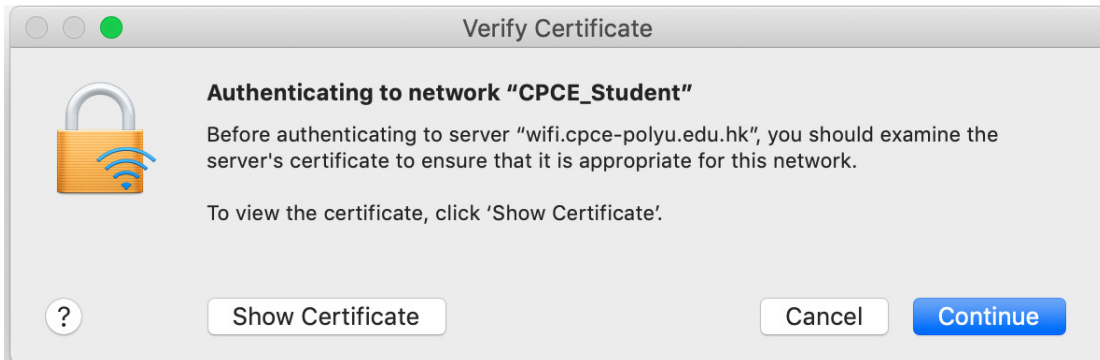
Password:

Show password

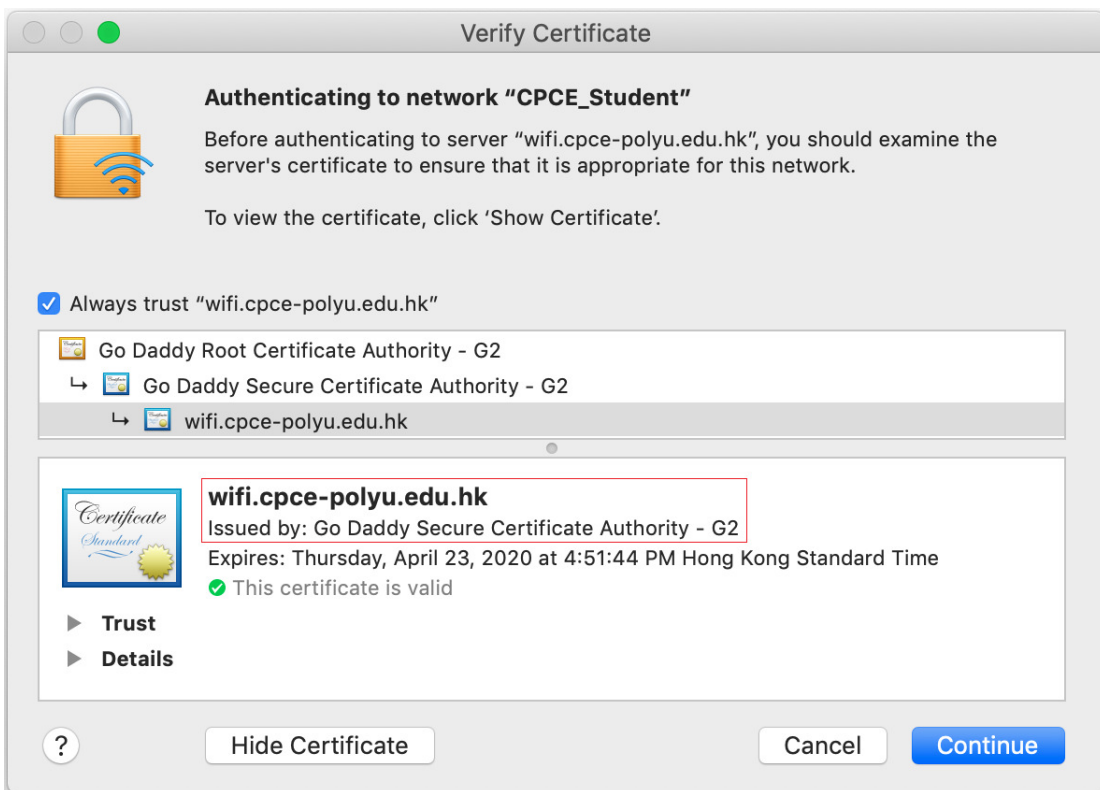
Remember this network

Cancel Join

3. Enter your account information (**StudentID & Password**) and select “Join”  
**StudentID** should be same as the one for college portal



4. Click **“Show Certificate”** to view the certificate



5. Click **“Continue”** only if correct certificate information **wifi.cpce-polyu.edu.hk** and **Go Daddy Secure Certificate Authority - G2** are shown

**--- End ---**